

M37630T-RFS

Converter Board for M37630 Emulator MCU

User's Manual

Keep safety first in your circuit designs!

- Renesas Technology Corporation and Renesas Solutions Corporation put the maximum effort into making semiconductor products better and more reliable, but there is always the possibility that trouble may occur with them. Trouble with semiconductors may lead to personal injury, fire or property damage. Remember to give due consideration to safety when making your circuit designs, with appropriate measures such as (i) placement of substitutive, auxiliary circuits, (ii) use of nonflammable material or (iii) prevention against any malfunction or mishap.

Notes regarding these materials

- These materials are intended as a reference to assist our customers in the selection of the Renesas Technology product best suited to the customer's application; they do not convey any license under any intellectual property rights, or any other rights, belonging to Renesas Technology Corporation, Renesas Solutions Corporation or a third party.
- Renesas Technology Corporation and Renesas Solutions Corporation assume no responsibility for any damage, or infringement of any third-party's rights, originating in the use of any product data, diagrams, charts, programs, algorithms, or circuit application examples contained in these materials.
- All information contained in these materials, including product data, diagrams, charts, programs and algorithms represents information on products at the time of publication of these materials, and are subject to change by Renesas Technology Corporation and Renesas Solutions Corporation without notice due to product improvements or other reasons. It is therefore recommended that customers contact Renesas Technology Corporation, Renesas Solutions Corporation or an authorized Renesas Technology product distributor for the latest product information before purchasing a product listed herein. The information described here may contain technical inaccuracies or typographical errors. Renesas Technology Corporation and Renesas Solutions Corporation assume no responsibility for any damage, liability, or other loss rising from these inaccuracies or errors. Please also pay attention to information published by Renesas Technology Corporation and Renesas Solutions Corporation by various means, including the Renesas home page (<http://www.renesas.com>).
- When using any or all of the information contained in these materials, including product data, diagrams, charts, programs, and algorithms, please be sure to evaluate all information as a total system before making a final decision on the applicability of the information and products. Renesas Technology Corporation and Renesas Solutions Corporation assume no responsibility for any damage, liability or other loss resulting from the information contained herein.
- Renesas Technology semiconductors are not designed or manufactured for use in a device or system that is used under circumstances in which human life is potentially at stake. Please contact Renesas Technology Corporation, Renesas Solutions Corporation or an authorized Renesas Technology product distributor when considering the use of a product contained herein for any specific purposes, such as apparatus or systems for transportation, vehicular, medical, aerospace, nuclear, or undersea repeater use.
- The prior written approval of Renesas Technology Corporation and Renesas Solutions Corporation is necessary to reprint or reproduce in whole or in part these materials.
- If these products or technologies are subject to the Japanese export control restrictions, they must be exported under a license from the Japanese government and cannot be imported into a country other than the approved destination. Any diversion or reexport contrary to the export control laws and regulations of Japan and/or the country of destination is prohibited.
- Please contact Renesas Technology Corporation or Renesas Solutions Corporation for further details on these materials or the products contained therein.

Precautions to be taken when using this product

- This product is a development supporting unit for use in your program development and evaluation stages. In mass-producing your program you have finished developing, be sure to make a judgment on your own risk that it can be put to practical use by performing integration test, evaluation, or some experiment else.
- In no event shall Renesas Solutions Corporation be liable for any consequence arising from the use of this product.
- Renesas Solutions Corporation strives to renovate or provide a workaround for product malfunction at some charge or without charge. However, this does not necessarily mean that Renesas Solutions Corporation guarantees the renovation or the provision under any circumstances.
- This product has been developed by assuming its use for program development and evaluation in laboratories. Therefore, it does not fall under the application of Electrical Appliance and Material Safety Law and protection against electromagnetic interference when used in Japan.

Renesas Tools Homepage <http://www.renesas.com/en/tools>



CAUTION

If the requirements shown in the "CAUTION" sentences are ignored, the equipment may cause personal injury or damage to the products.

Rev.1.00

September 1, 2003

REJ10J0297-0100Z

Renesas Technology

www.renesas.com

* TQSOCKET and TQPACK are trademarks of Tokyo Eletech Corporation.

Keep safety first in your circuit designs!

- Renesas Technology Corporation and Renesas Solutions Corporation put the maximum effort into making semiconductor products better and more reliable, but there is always the possibility that trouble may occur with them. Trouble with semiconductors may lead to personal injury, fire or property damage. Remember to give due consideration to safety when making your circuit designs, with appropriate measures such as (i) placement of substitutive, auxiliary circuits, (ii) use of nonflammable material or (iii) prevention against any malfunction or mishap.

Notes regarding these materials

- These materials are intended as a reference to assist our customers in the selection of the Renesas Technology product best suited to the customer's application; they do not convey any license under any intellectual property rights, or any other rights, belonging to Renesas Technology Corporation, Renesas Solutions Corporation or a third party.
- Renesas Technology Corporation and Renesas Solutions Corporation assume no responsibility for any damage, or infringement of any third-party's rights, originating in the use of any product data, diagrams, charts, programs, algorithms, or circuit application examples contained in these materials.
- All information contained in these materials, including product data, diagrams, charts, programs and algorithms represents information on products at the time of publication of these materials, and are subject to change by Renesas Technology Corporation and Renesas Solutions Corporation without notice due to product improvements or other reasons. It is therefore recommended that customers contact Renesas Technology Corporation, Renesas Solutions Corporation or an authorized Renesas Technology product distributor for the latest product information before purchasing a product listed herein. The information described here may contain technical inaccuracies or typographical errors. Renesas Technology Corporation and Renesas Solutions Corporation assume no responsibility for any damage, liability, or other loss rising from these inaccuracies or errors. Please also pay attention to information published by Renesas Technology Corporation and Renesas Solutions Corporation by various means, including the Renesas home page (<http://www.renesas.com>).
- When using any or all of the information contained in these materials, including product data, diagrams, charts, programs, and algorithms, please be sure to evaluate all information as a total system before making a final decision on the applicability of the information and products. Renesas Technology Corporation and Renesas Solutions Corporation assume no responsibility for any damage, liability or other loss resulting from the information contained herein.
- Renesas Technology semiconductors are not designed or manufactured for use in a device or system that is used under circumstances in which human life is potentially at stake. Please contact Renesas Technology Corporation, Renesas Solutions Corporation or an authorized Renesas Technology product distributor when considering the use of a product contained herein for any specific purposes, such as apparatus or systems for transportation, vehicular, medical, aerospace, nuclear, or undersea repeater use.
- The prior written approval of Renesas Technology Corporation and Renesas Solutions Corporation is necessary to reprint or reproduce in whole or in part these materials.
- If these products or technologies are subject to the Japanese export control restrictions, they must be exported under a license from the Japanese government and cannot be imported into a country other than the approved destination. Any diversion or reexport contrary to the export control laws and regulations of Japan and/or the country of destination is prohibited.
- Please contact Renesas Technology Corporation or Renesas Solutions Corporation for further details on these materials or the products contained therein.

Precautions to be taken when using this product

- This product is a development supporting unit for use in your program development and evaluation stages. In mass-producing your program you have finished developing, be sure to make a judgment on your own risk that it can be put to practical use by performing integration test, evaluation, or some experiment else.
- In no event shall Renesas Solutions Corporation be liable for any consequence arising from the use of this product.
- Renesas Solutions Corporation strives to renovate or provide a workaround for product malfunction at some charge or without charge. However, this does not necessarily mean that Renesas Solutions Corporation guarantees the renovation or the provision under any circumstances.
- This product has been developed by assuming its use for program development and evaluation in laboratories. Therefore, it does not fall under the application of Electrical Appliance and Material Safety Law and protection against electromagnetic interference when used in Japan.
- Do not attempt to modify this equipment. If modified, your authority to operate this equipment might be voided by FCC.
Note: This equipment has been tested and found to comply with the limits for a Class A digital device, pursuant to part 15 of the FCC Rules. These limits are designed to provide reasonable protection against harmful interference when the equipment is operated in a commercial environment. This equipment generates, uses, and can radiate radio frequency energy and, if not installed and used in accordance with the user's manual, may cause harmful interference to radio communications. Operation of this equipment in a residential area is likely to cause harmful interference in which case the user will be required to correct the interference at his own expense.
Warning: This is a Class A product. In a domestic environment this product may cause radio interference in which case the user may be required to take adequate measures.

For inquiries about the contents of this document or product, fill in the text file the installer of the emulator debugger generates in the following directory and email to your local distributor.

\\SUPPORT\Product-name\SUPPORT.TXT

Renesas Tools Homepage <http://www.renesas.com/en/tools>

Contents

1. Precautions for Safety	4
1.1 Safety Symbols and Meanings	4
2. Things to Check When Unpacking	6
3. Introduction	6
4. Pin Assignments	7
5. External Dimensions	7
6. Setup	8

To use the product properly

Precautions for Safety:





- In both this user's manual and on the product itself, several icons are used to insure proper handling of this product and also to prevent injuries to you or other persons, or damage to your properties.
- The icons' graphic images and meanings are given in "Chapter 1. Precautions for Safety". Be sure to read this chapter before using the product.

1. Precautions for Safety


In both the user's manual and on the product itself, several icons are used to insure proper handling of this product and also to prevent injuries to you or other persons, or damage to your properties.


This chapter describes the precautions which should be taken in order to use this product safely and properly. Be sure to read this chapter before using this product.


1.1 Safety Symbols and Meanings

	WARNING	If the requirements shown in the "WARNING" sentences are ignored, the equipment may cause serious personal injury or death.
	CAUTION	If the requirements shown in the "CAUTION" sentences are ignored, the equipment may malfunction.
	IMPORTANT	It means important information on using this product.

In addition to the three above, the following are also used as appropriate.

△ means WARNING or CAUTION.
Example:  **CAUTION AGAINST AN ELECTRIC SHOCK**

⊘ means PROHIBITION.
Example:  **DISASSEMBLY PROHIBITED**

● means A FORCIBLE ACTION.
Example:  **UNPLUG THE POWER CABLE FROM THE RECEPTACLE.**

The following page describes the symbol "CAUTION".

CAUTION

Cautions to Be Taken for Handling This Product:



- Do not disassemble or modify this product. Disassembling or modifying this product can cause damage.
- Use caution when handling the main unit. Be careful not to apply a mechanical shock.
- Pins of the TQPACK may be broken even by a slight shock because they are very thin (0.25 mm). Therefore, be careful when handling the TQPACK. Also be sure to connect the TQPACK and to solder the TQPACK onto a user's board in the right direction.
- Connector pins of the TQPACK and the TQSOCKET are very thin and bent easily. Therefore, handle the TQPACK and the TQSOCKET carefully as is the case with MCUs.
- When connecting the TQSOCKET to the TQPACK, after checking that there is no bend on the pins of the both connectors and they are in the right direction, gently connect the connectors vertically to the board.
- When using this product and MCU, be careful of static electricity.
- The TQSOCKET can be inserted and removed up to 100 times. When inserting and removing it more than 100 times, exchange of the TQSOCKET044SAG is necessary. Please ask Tokyo Eletech Corporation about purchasing the TQSOCKET044SAG.
- Do not apply unnecessary stress to the M37630T-RFS.
- Please contact Tokyo Eletech Corporation about dimensional drawings and specifications of the TQPACK and the TQSOCKET.
- Request of repair is not acceptable.

2. Things to Check When Unpacking

The M37630T-RFS consists of the following parts and the board. When unpacking, check to see if your M37630T-RFS package contains all of these items.

Contents

<input type="checkbox"/>	M37630T-RFS	x1
<input type="checkbox"/>	PCA4628	x1
<input type="checkbox"/>	PCA4628B	x1
<input type="checkbox"/>	TQSOCKET044SAG	x1
<input type="checkbox"/>	TQPACK044SA	x1
<input type="checkbox"/>	M37630E4FS	x1
<input type="checkbox"/>	M37630T-RFS User's Manual (this manual)	x1

When shipped from the factory:

- The PCA4628B is already connected to the M37630T-RFS.
- The TQSOCKET044SAF is already connected to the PCA4628B.

3. Introduction

The M37630T-RFS is an emulator MCU board which is used by connecting it to the M38000T-FPD, M38000TL-FPD or M38000TL2-FPD emulation pod for 8-bit microcomputers. The M37630T-RFS functions as an emulator MCU by connecting the M37630E4FS to the M37630T-RFS board.

The 44-pin QFP MCU (M37630E4FP) can also be mounted by connecting the attached PCA4628 instead of the M37630T-RFS.

Figure 3.1 shows the system configuration using the M37630T-RFS.

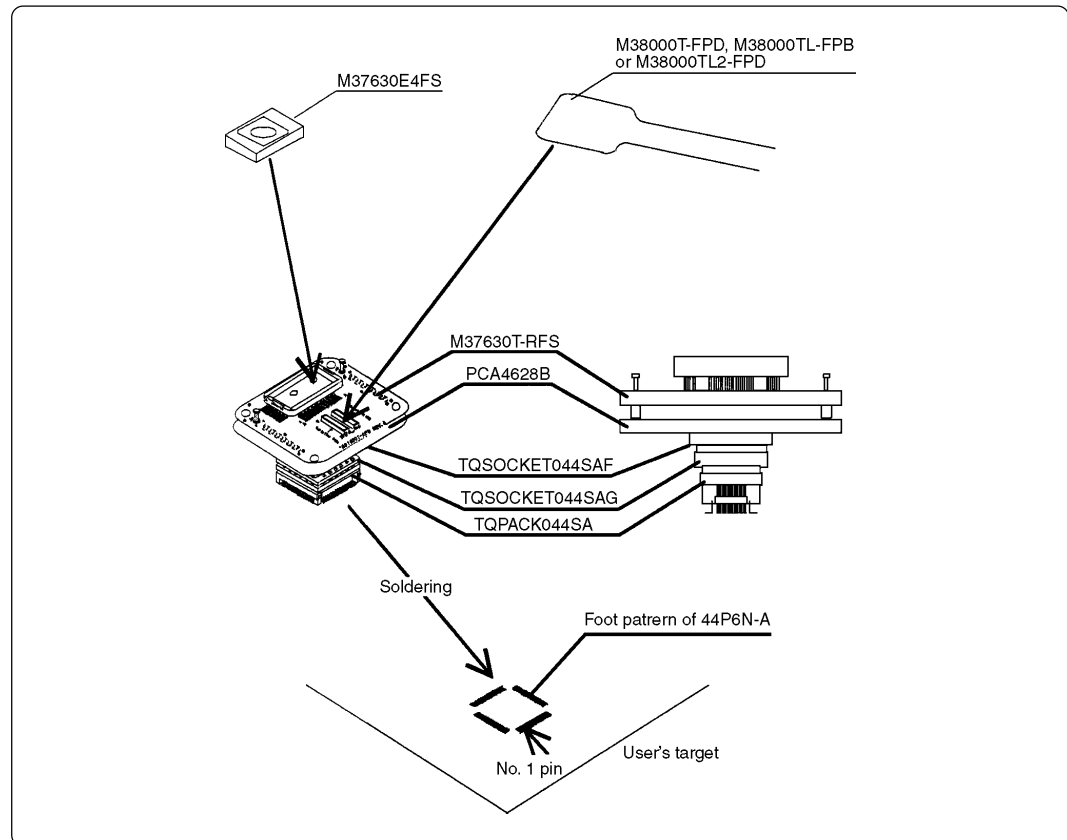


Figure 3.1 Configuration

4. Pin Assignments

Table 4.1 shows pin assignments of the M37630T-RFS.

Table 4.1 Pin assignments of the M37630T-RFS

TQPACK	Signal	J3 Connector	TQPACK	Signal	J3 Connector	TQPACK	Signal	J3 Connector	TQPACK	Signal	J3 Connector
1	P31	19	12	P47	43	23	P03	27	34	P17	9
2	P32	20	13	RESET	42	24	P04	26	35	P20	10
3	P33	21	14	Vss	38-41	25	P05	25	36	P21	11
4	P34	22	15	Xin	37	26	P06	1	37	P22	12
5	P40	23	16	Xout	36	27	P07	2	38	P23	13
6	P41	24	17	Vcc	33-35	28	P11	3	39	Vss	38-41
7	P42	48	18	AVss	32	29	P12	4	40	P24	14
8	P43	47	19	Vref	31	30	P13	5	41	P25	15
9	P44	46	20	P00	30	31	P14	6	42	P26	16
10	P45	45	21	P01	29	32	P15	7	43	P27	17
11	P46	44	22	P02	28	33	P16	8	44	P30	18

5. External Dimensions

Figure 5.1 shows external dimensions of the M37630T-RFS.

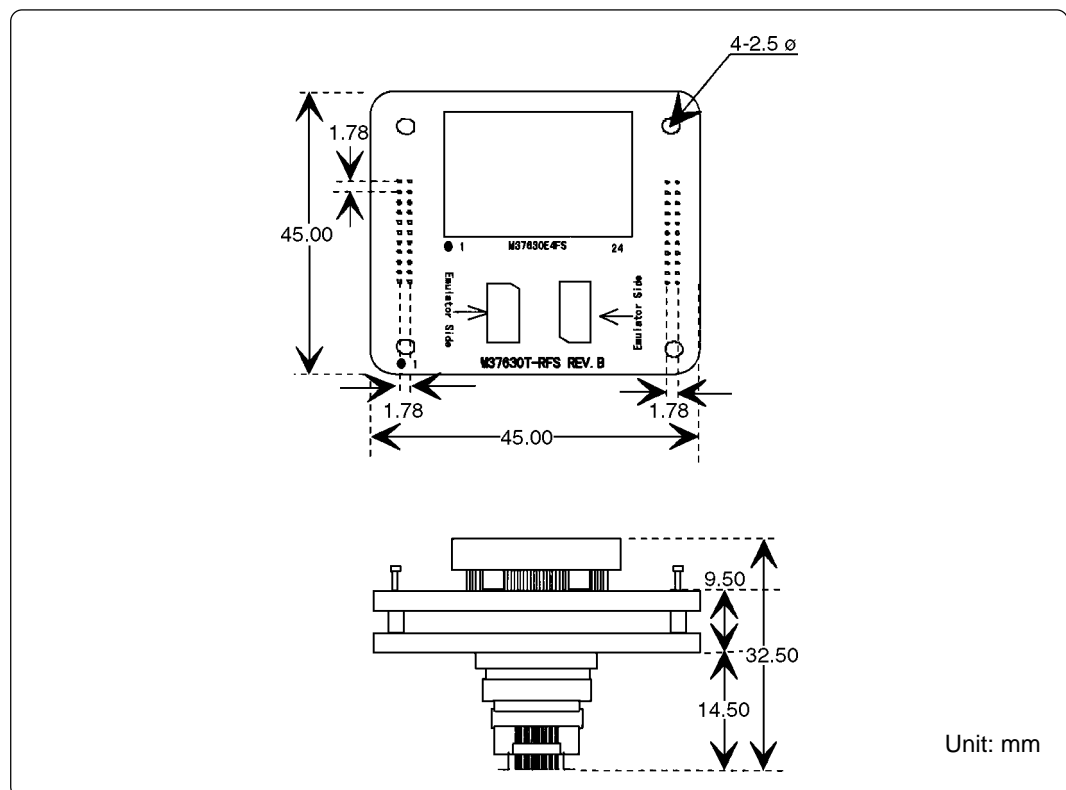


Figure 5.1 External dimensions of the M37630T-RFS

6. Setup

- (1) Connect the M37630T-RFS or the PCA4628 to the PCA4628B.
- (2) Connect the boards combined in the procedure (1) to the TQSOCKET044SAG.
- (3) Connect the products combined in the procedure (2) to the TQPACK044SA soldered onto the user's board.

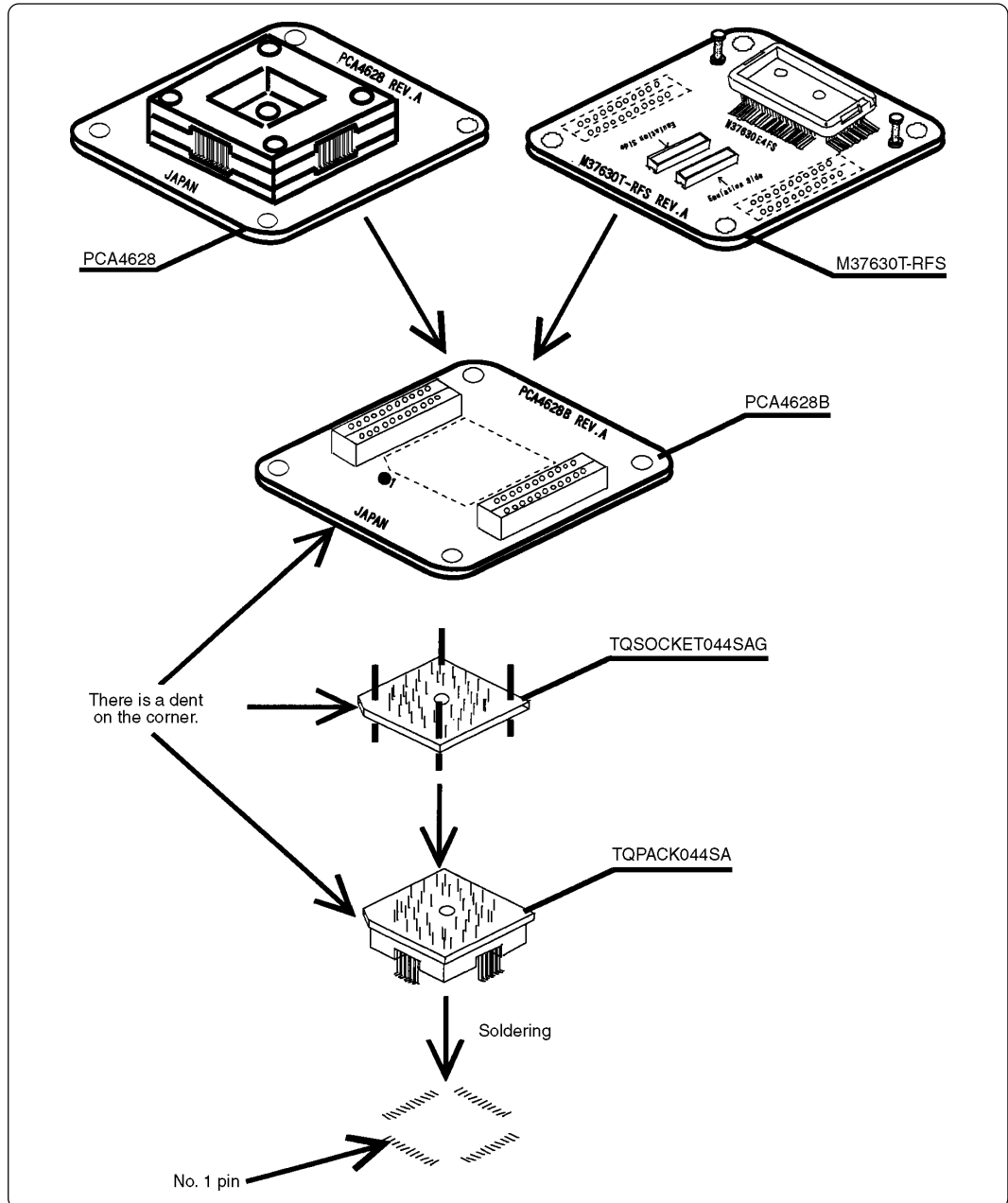


Figure 6.1 Setting up the products